



airc-pirates.com

AP T-45 Goshawk

Version 1.0 (2019-08-28)

Design & Drawing by: Tony Roehling



GENERAL SPECIFICATIONS

WINGSPAN: 660 mm | 25.98 in
CG 28 mm | 1.10 in
DRY WEIGHT: 372 g | 13.12 oz
ALL UP WEIGHT: 515 g | 18.17 oz (with 1300 mAh 4s)
EXPO: 30 %
CHANNELS: 4 (THR | AIL | ELV | RUD)

RECOMMENDED SETUP

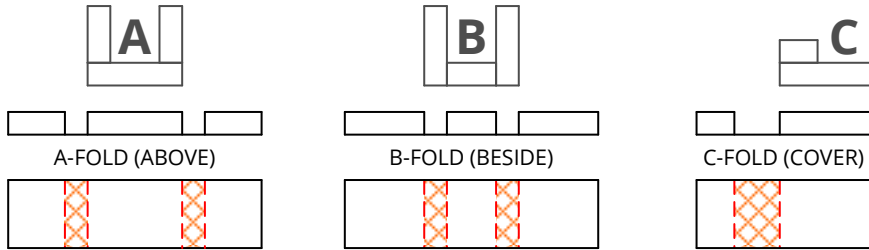
MOTOR: 2300 kv (2205)
PROPELLER: 5 x 5 (3-BLADE)
ESC: 30 A
SERVOS: 3 x 5 g (AIL | RUD) | 1 x 9 g (ELV)
BATTERY: 1300 mAh 4s (Turnigy nano-tech)



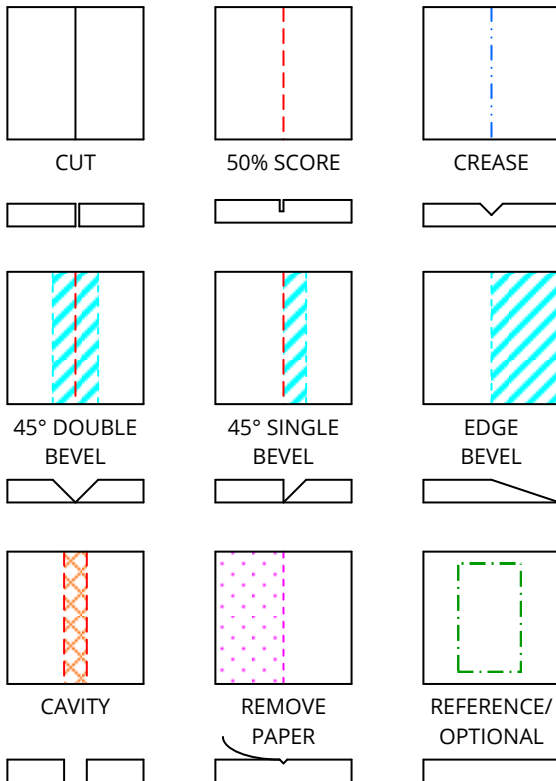
DRAWING KEY

... based on the Flite Test Drawing Key created by Dan Sponholz

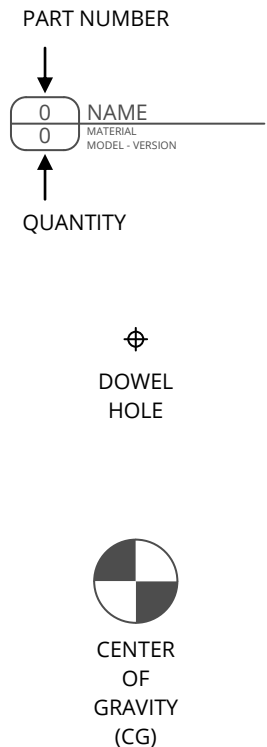
FOLD TYPES



LINE TYPE/COLOR



SYMBOLS



AP T-45 Goshawk

PARTS LIST

Version 1.0 (2019-08-28)

PART NR.	DESCRIPTION	QUANTITY	MATERIAL	SHEET
G1	90° TRIANGLE	1	FOAM BOARD	1
G2	H-STAB ANGLE GAUGE	1	FOAM BOARD	2
G3	THROW GAUGE	1	FOAM BOARD	1
1	FUSELAGE	1	FOAM BOARD	1
2	INNER SUPPORT	1	FOAM BOARD	1
3	POWER POD SPACER	2	FOAM BOARD	2
4	RIGHT DOUBLER	1	FOAM BOARD	2
5	LEFT DOUBLER	1	FOAM BOARD	2
6	NOSE SHEETING	1	FOAM BOARD	1
7	RIGHT AIR INTAKE	1	FOAM BOARD	2
8	LEFT AIR INTAKE	1	FOAM BOARD	2
9	LOWER SHEETING	1	FOAM BOARD	1
10	LOWER POWER POD SPACER	1	FOAM BOARD	2
11	HORIZONTAL STABILIZER	1	FOAM BOARD	2
12	UPPER SHEETING	1	FOAM BOARD	1
13	VERTICAL STABILIZER	1	FOAM BOARD	2
14	DETAILED PART A	1	FOAM BOARD	1
15	DETAILED PART B	2	FOAM BOARD	1
16	RIGHT WINDOW	1	FOAM BOARD	1
17	LEFT WINDOW	1	FOAM BOARD	1
18	UPPER WINDOW	1	FOAM BOARD	1
19	CANOPY MOUNT SUPPORT	1	FOAM BOARD	1
20	RIGHT WING	1	FOAM BOARD	3
21	LEFT WING	1	FOAM BOARD	3
22	CENTER WING SPAR	1	FOAM BOARD	2
23	OUTER WING SPAR	2	FOAM BOARD	2
24	HOOK FIN	1	FOAM BOARD	1
25	HOOK MOUNT	1	FOAM BOARD	1
B1	POWER POD MOUNT PIN	2	BBQ SKEWER	NF
B2	CANOPY MOUNT PIN	1	BBQ SKEWER	NF
B3	HOOK	1	BBQ SKEWER	NF
B4	SKID	1	BBQ SKEWER	NF
FT1	MINI POWER POD	1	FOAM BOARD	2
FT2	MINI FIREWALL	1	FOAM BOARD	NF
FT3	CONTROL HORN	5	PLASTIC CARD / PLYWOOD	NF

OTHER MATERIALS

STEEL WIRE (Ø 1mm) FOR THE LINKAGE RODS

3 x SERVO EXTENSIONS (200 - 300 mm)

MOTOR CABLE EXTENSION (200 - 300 mm)

VELCRO TO MOUNT THE BATTERY, ESC & RX



Please build the Goshawk in the order of the part numbers!

AP T-45 Goshawk

SHEET NF - NON FOAMBOARD

Version 1.0 (2019-08-28)

BBQ SKEWER



B1 POWER POD MOUNT PIN
1 BBQ SKEWER
AP T-45 GOSHAWK - V1.0

B4 SKID
1 BBQ SKEWER
AP T-45 GOSHAWK - V1.0

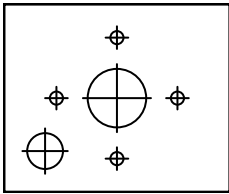


B2 CANOPY MOUNT PIN
1 BBQ SKEWER
AP T-45 GOSHAWK - V1.0



B3 HOOK
1 BBQ SKEWER
AP T-45 GOSHAWK - V1.0

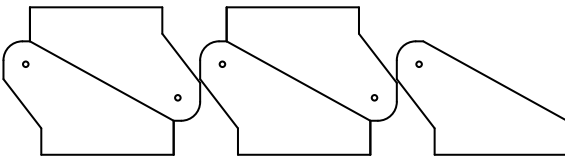
PLYWOOD



FT2 MINI FIREWALL
1 PLYWOOD
AP T-45 GOSHAWK - V1.0

Cut out the Mini Firewall from plywood or use the Flite Test Mighty Mini Firewall (Part# FLT-2033).

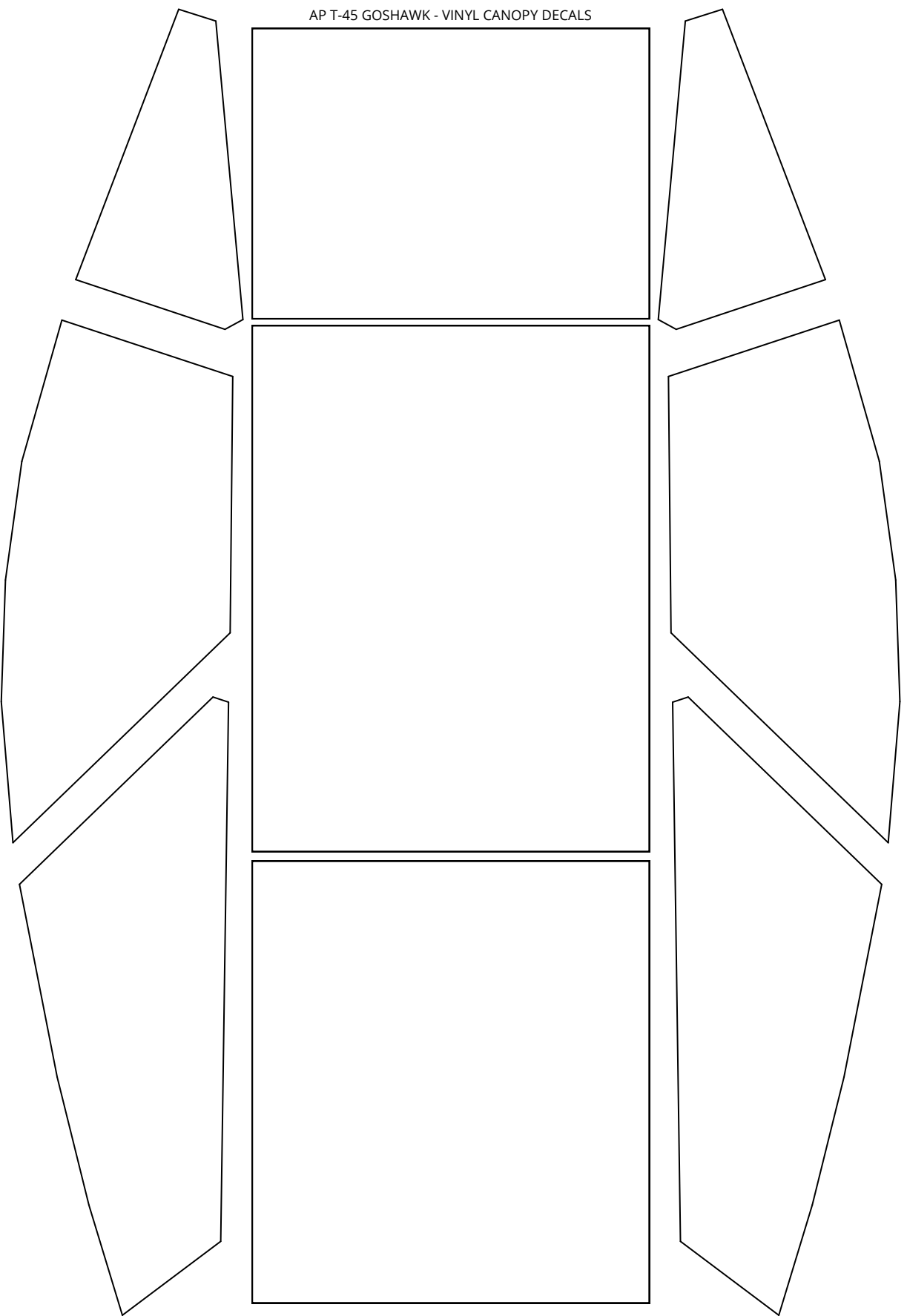
PLASTIC CARD OR PLYWOOD

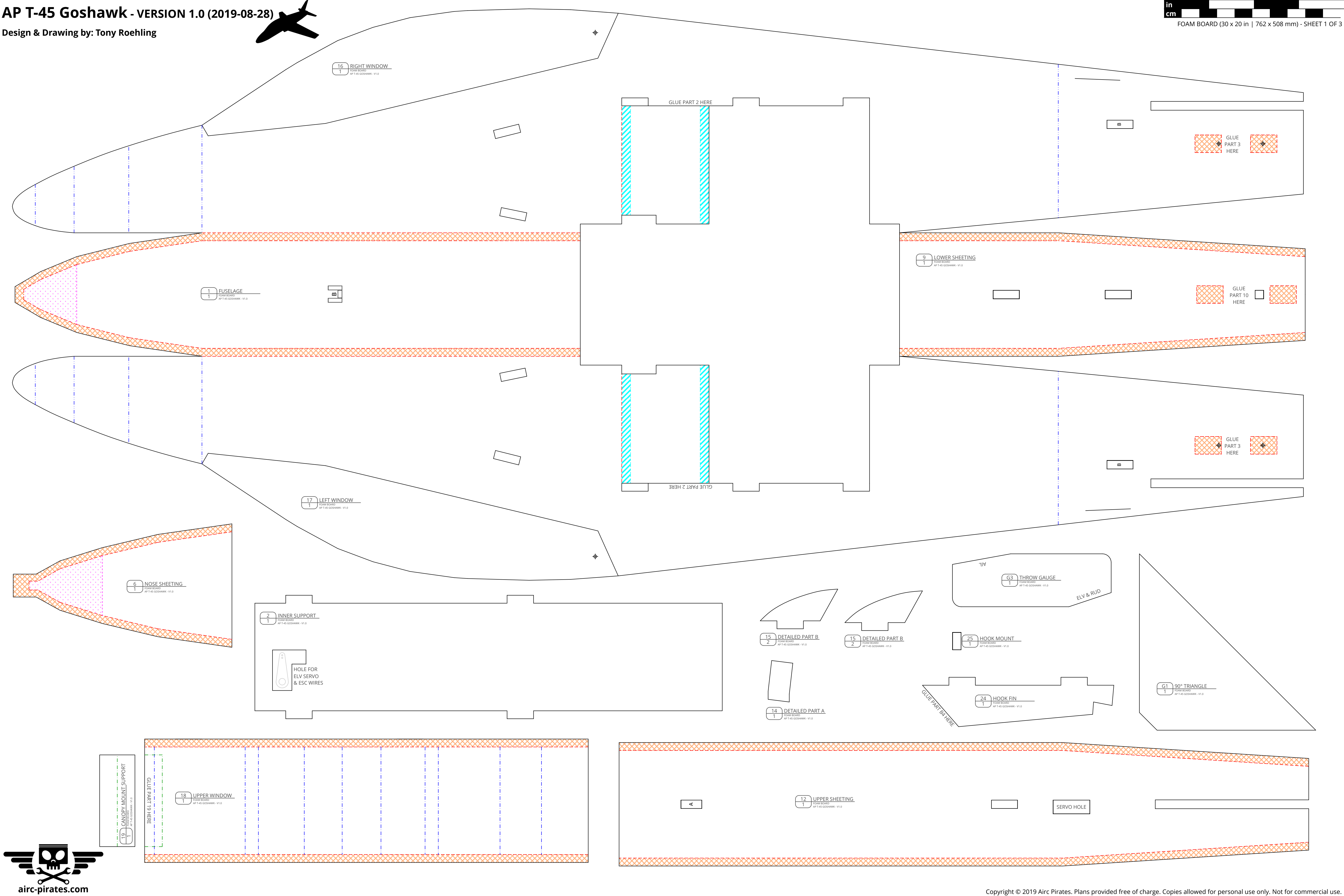



FT3 CONTROL HORN
5 PLASTIC CARD
AP T-45 GOSHAWK - V1.0

Cut out the control horns from a plastic card or plywood or use the Flite Test Mighty Mini Control Horns (Part# FLT-2034).

AP T-45 GOSHAWK - VINYL CANOPY DECALS





16 RIGHT WINDOW
1
FOAM BOARD
AP T-45 GOSHAWK - V1.0

1 FUSELAGE
1
FOAM BOARD
AP T-45 GOSHAWK - V1.0

9 LOWER SHEETING
1
FOAM BOARD
AP T-45 GOSHAWK - V1.0

17 LEFT WINDOW
1
FOAM BOARD
AP T-45 GOSHAWK - V1.0

6 NOSE SHEETING
1
FOAM BOARD
AP T-45 GOSHAWK - V1.0

2 INNER SUPPORT
1
FOAM BOARD
AP T-45 GOSHAWK - V1.0

15 DETAILED PART B
2
FOAM BOARD
AP T-45 GOSHAWK - V1.0

15 DETAILED PART B
2
FOAM BOARD
AP T-45 GOSHAWK - V1.0

G3 THROW GAUGE
1
FOAM BOARD
AP T-45 GOSHAWK - V1.0

25 HOOK MOUNT
1
FOAM BOARD
AP T-45 GOSHAWK - V1.0

14 DETAILED PART A
1
FOAM BOARD
AP T-45 GOSHAWK - V1.0

24 HOOK FIN
1
FOAM BOARD
AP T-45 GOSHAWK - V1.0

G1 90° TRIANGLE
1
FOAM BOARD
AP T-45 GOSHAWK - V1.0

18 UPPER WINDOW
1
FOAM BOARD
AP T-45 GOSHAWK - V1.0

12 UPPER SHEETING
1
FOAM BOARD
AP T-45 GOSHAWK - V1.0

19 CANOPY MOUNT SUPPORT
1
FOAM BOARD
AP T-45 GOSHAWK - V1.0

GLUE PART 19 HERE

SERVO HOLE

GLUE PART 2 HERE

GLUE PART 2 HERE

GLUE PART 24 HERE

GLUE PART 3 HERE

GLUE PART 10 HERE

GLUE PART 3 HERE

HOLE FOR ELV SERVO & ESC WIRES



