



airc-pirates.com

AP Sperber

... Mini Sport Glider

Version 2.1 (2018-09-26)

Desing and Drawing by: Tony Roehling

SPECS

WINGSPAN: 800 mm | 31.50 in
CG: 30 mm | 1.18 in
LENGTH: 575 mm | 22.64 in
EXPO: 30 %
CHANNELS: 4 (THR | AIL | ELV | RUD)

RECOMMENDED ELECTRONICS

MOTOR: 2300 kv (1806)
PROPELLER: 6x4 or 5.5
ESC: 12 A
SERVOS: 4 x 5 g
BATTERY: 850 mAh 3s

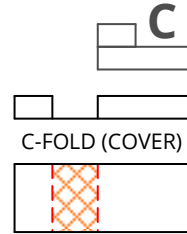
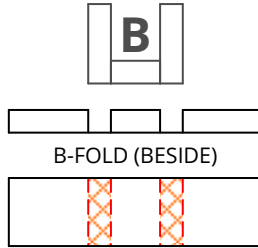
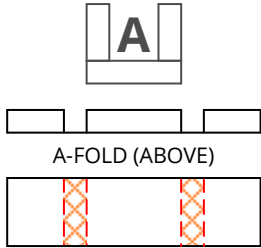
BETA




DRAWING KEY

... based on the Flite Test Drawing Key created by Dan Sponholz

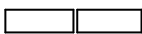
FOLD TYPES



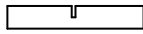
LINE TYPE/COLOR



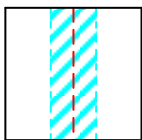

CUT



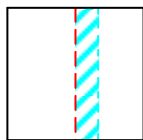
50% SCORE




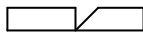
CREASE



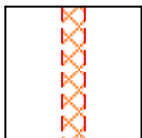

45° DOUBLE BEVEL



45° SINGLE BEVEL



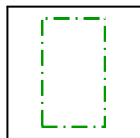
EDGE BEVEL




CAVITY



REMOVE PAPER



REFERENCE/
OPTIONAL



SYMBOLS

PART NUMBER



QUANTITY



DOWEL HOLE



CENTER OF GRAVITY (CG)

BETA

AP Sperber

PARTS LIST

Version 2.1 (2018-09-26)

PART NR.	DESCRIPTION	QUANTITY	MATERIAL	SHEET
G1	THROW GAUGE	1	FOAM BOARD	1
1	FUSELAGE	1	FOAM BOARD	1
2	SUPPORT	2	FOAM BOARD	1
3	POWER POD SUPPORT	1	FOAM BOARD	1
4	UPPER WINDOW	1	FOAM BOARD	1
5	LEFT WINDOW	1	FOAM BOARD	1
6	RIGHT WINDOW	1	FOAM BOARD	1
7	CANOPY FRONT MOUNT	1	FOAM BOARD	1
8	HORIZONTAL STABILIZER	1	FOAM BOARD	1
9	VERTICAL STABILIZER	1	FOAM BOARD	1
10	SKID	1	BBQ SKEWER	1
11	LEFT WING PANEL	1	FOAM BOARD	1
12	RIGHT WING PANEL	1	FOAM BOARD	1
13	MIDDLE SPAR	1	FOAM BOARD	1
14	OUTER SPAR	2	FOAM BOARD	1
15	POWER POD PIN	2	BBQ SKEWER	1
16	CANOPY MOUNT PIN	1	BBQ SKEWER	1
17	CONTROL HORN	4	PLASTIC CARD	1
FT1	FT MINI POWER POD	1	FOAM BOARD	1
FT2	FT MINI FIREWALL	1	PLYWOOD	1
	OTHER MATERIALS			
	STEEL WIRE (Ø 1mm) FOR THE LINKAGE RODS			
	VELCRO TO MOUNT THE BATTERY, ESC, ...			

Build the Sperber in the order of the part numbers!

AP Sperber Mini Sport Glider - VERSION 2.1 (2018-09-26)

Design & Drawing by: Tony Roehling

BETA

